

Hi-MO **5m**

LR5-54HIH 400~420M

- Suitable for distributed projects
- Advanced module technology delivers superior module efficiency
 - M10 Gallium-doped Wafer
 - Integrated Segmented Ribbons
 - 9-busbar Half-cut Cell
- Excellent outdoor power generation performance
- High module quality ensures long-term reliability

12

12-year Warranty for
Materials and Processing

25

25-year Warranty for Extra
Linear Power Output

Complete System and Product Certifications

IEC 61215, IEC 61730, UL 61730

ISO9001:2015: ISO Quality Management System

ISO14001: 2015: ISO Environment Management System

ISO45001: 2018: Occupational Health and Safety

TS62941: Guideline for module design qualification and type approval

LONGI



21.5%
MAX MODULE
EFFICIENCY

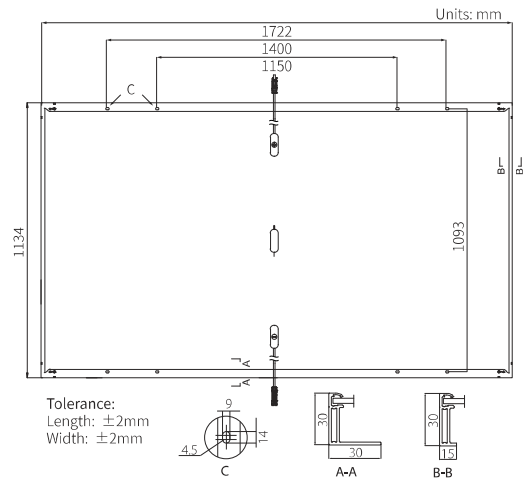

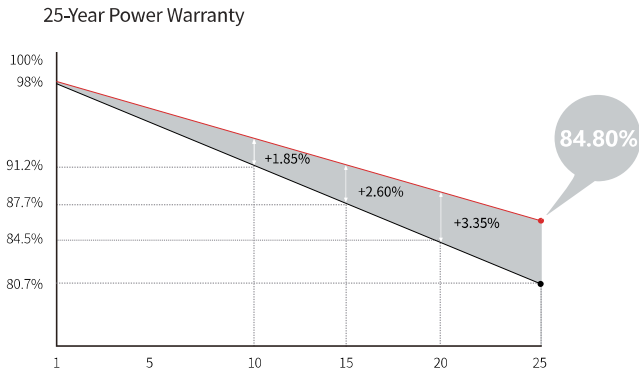
0~3%
POWER
TOLERANCE

<2%
FIRST YEAR
POWER DEGRADATION

0.55%
YEAR 2-25
POWER DEGRADATION

HALF-CELL
Lower operating temperature

Additional Value



Mechanical Parameters

Cell Orientation	108 (6 × 18)
Junction Box	IP68, three diodes
Output Cable	4mm ² , 1200mm
Connector	MC4 EVO2
Glass	Single glass, 3.2mm coated tempered glass
Frame	Anodized aluminum alloy frame
Weight	20.8kg
Dimension	1722 × 1134 × 30mm
Packaging	36pcs per pallet / 216pcs per 20' GP / 936pcs per 40' HC

Electrical Characteristics

STC : AM1.5 1000W/m² 25°C NOCT : AM1.5 800W/m² 20°C 1m/s

Test uncertainty for P_{max}: ±3%

Module Type	LR5-54HIH-400M		LR5-54HIH-405M		LR5-54HIH-410M		LR5-54HIH-415M		LR5-54HIH-420M	
	STC	NOCT	STC	NOCT	STC	NOCT	STC	NOCT	STC	NOCT
Maximum Power (P _{max} /W)	400	299.0	405	302.7	410	306.5	415	310.2	420	313.9
Open Circuit Voltage (V _{oc} /V)	36.75	34.55	37.00	34.79	37.25	35.02	37.50	35.26	37.75	35.49
Short Circuit Current (I _{sc} /A)	13.76	11.13	13.83	11.18	13.88	11.22	13.94	11.27	14.01	11.32
Voltage at Maximum Power (V _{mp} /V)	30.75	28.56	31.00	28.80	31.25	29.03	31.49	29.25	31.73	29.47
Current at Maximum Power (I _{mp} /A)	13.01	10.47	13.07	10.52	13.12	10.56	13.18	10.60	13.24	10.65
Module Efficiency(%)	20.5		20.7		21.0		21.3		21.5	

Operating Parameters

Operational Temperature	-40°C ~ +85°C
Power Output Tolerance	0 ~ 3%
V _{oc} and I _{sc} Tolerance	±3%
Maximum System Voltage	DC1500V (IEC/UL)
Maximum Series Fuse Rating	25A
Nominal Operating Cell Temperature	45 ± 2°C
Protection Class	Class II
Fire Rating	UL type 1 or 2 IEC Class C

Mechanical Loading

Front Side Maximum Static Loading	5400Pa
Rear Side Maximum Static Loading	2400Pa
Hailstone Test	25mm Hailstone at the speed of 23m/s

Temperature Ratings (STC)

Temperature Coefficient of I _{sc}	+0.050%/°C
Temperature Coefficient of V _{oc}	-0.265%/°C
Temperature Coefficient of P _{max}	-0.340%/°C