

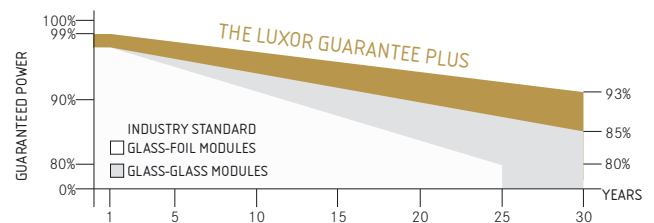
- + POWERFUL N-TYPE HETEROJUNCTION CELLS
- + GLASS-GLASS: HIGHER MECHANICAL AND THERMAL STABILITY
- + BIFACIAL: DOUBLE-SIDED POWER GENERATION FOR MORE YIELD
- + REDUCTION OF BOS-COSTS THROUGH HIGHER PERFORMANCE PER MODULE
- + SPECIAL EDGE SEALING
- + ESPECIALLY DURABLE AND ROBUST



product guarantee¹



linear performance guarantee¹



ECO LINE N-TYPE HJT GLASS-GLASS BIFACIAL

M108 / 430 - 450 W

MONOCRYSTALLINE MODULE FAMILY, WHITE MESH, BLACK FRAME



Longlife tested



Power proofed



Safety provided




Edge-Sealing




Back glass



Performance surplus
of 0 Wp to 6.49 Wp



Higher heat
dispensing



PID free
LID free



German
warrantor

ECO LINE N-TYPE HJT GLASS-GLASS BIFACIAL

M108 / 430 - 450 W, WHITE MESH, BLACK FRAME

Module type LX - XXX M/182-108+ GG | XXX = Rated power Pmpp

Electrical data at STC

	430.00	435.00	440.00	445.00	450.00
Rated power Pmpp [Wp]	430.00	435.00	440.00	445.00	450.00
Pmpp range to	436.49	441.49	446.49	451.49	456.49
Rated current Impp [A]	12.85	12.95	13.05	13.14	13.23
Rated voltage Vmpp [V]	33.49	33.62	33.75	33.89	34.03
Short-circuit current Isc [A]	13.67	13.78	13.88	13.98	14.07
Open-circuit voltage Uoc [V]	41.09	41.25	41.41	41.58	41.75
Efficiency at STC up to	22.35%	22.61%	22.86%	23.12%	23.38%
Efficiency at 200 W/m ²	21.82%	22.07%	22.33%	22.58%	22.83%

Electrical data at NOCT

	327.49	331.30	335.10	338.91	342.72
Power at Pmpp [Wp]	327.49	331.30	335.10	338.91	342.72
Rated current Impp [A]	10.36	10.44	10.52	10.60	10.67
Rated voltage Vmpp [V]	31.61	31.73	31.85	31.97	32.12
Short-circuit current Isc [A]	11.02	11.11	11.19	11.27	11.35
Open-circuit voltage Uoc [V]	37.93	38.09	38.25	38.42	38.59

Specification as per STC (Standard test conditions): irradiance 1000W/m² | module temperature 25°C | Air Mass = 1.5
 NOCT (nominal operating cell temperature): irradiance 800W/m² | wind speed 1m/sec | ambient temperature 20°C |
 cell operating temperature 45 +/-2°C | Air Mass = 1.5

Bifacial Gain* (e.g. 440 Wp)

	5%	10%	15%	20%	25%
Backside power gain [Wp]	5%	10%	15%	20%	25%
Rated power Pmpp [Wp]	462.00	484.00	506.00	528.00	550.00
Rated current Impp [A]	13.69	14.34	14.99	15.64	16.29
Rated voltage Vmpp [V]	33.75	33.75	33.75	33.76	33.76
Short-circuit current Isc [A]	14.47	15.16	15.85	16.54	17.23
Open-circuit voltage Uoc [V]	41.41	41.41	41.41	41.42	41.42

*depending on the reflection of the underlying surface

Limiting values

Max. system voltage max. return current	1500 V 25 A
Safety class Fire safety class	II C (according to IEC 61730)
Operating temperature	-40 up to 85°C
Max. tested pressure load-/tensile ²	5400 Pa / 2400 Pa

Temperature coefficient

Temperature coefficient [U] [I] [P]	-0.26 %/°C 0.04 %/°C -0.24 %/°C
---	-------------------------------------

Specifications

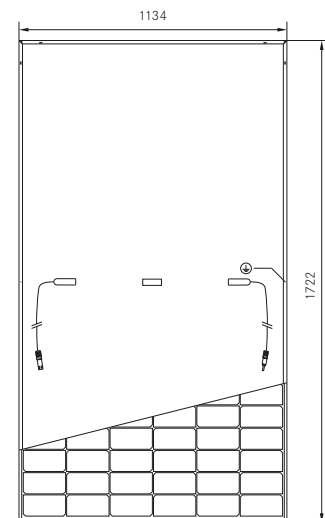
Cells (matrix) Wafer Type	108 (6 x 18) M10, Half-Cell N-Type HJT
Module dimensions (L x W x H) ³ Weight	1722 mm x 1134 mm x 30 mm 24 kg
Bifaciality factor ⁵	Up to 88 %
Front-side glass	2 mm tempered, highly transparent, anti-reflection solar glass
Back-side	2 mm tempered, highly transparent, white mesh print
Frame	Stable anodised aluminium frame
Embedding material	EVA / POE
Junction Box Diodes	At least IP67 3 Schottky Diodes
Cable	Symmetrical cable lengths > 1.1 m, 4 mm ² solar cable
Connectors	MC4 or equivalent with IP67
Hail test (max. hailstorm)	Ø 45 mm impact velocity 23m/s ± 83 km/h

The specifications and average values can vary slightly. Relevant is the corresponding data of the individual measurement. Specifications are subject to change without notice. Measurement tolerance depending on equipment: rated power +/- 3%, other values +/- 10%. All information given in this data sheet corresponds to DIN EN 50380. A potential light-induced degradation of the power after commissioning is not considered here. Further information in the installation manuals.

- 1 The specific warranty conditions are given under www.luxor.solar/downloads.html
- 2 Horizontal mounted, for details please check mounting instruction
- 3 Tolerance L/W = +/- 3 mm, H +/- 2 mm, the dimensions given in the order confirmation will be decisive
- 4 Location and dimensios of holes on request
- 5 Bifaciality factor 85 % +/- 3 %

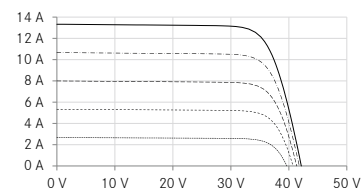
Luxor, your specialised company

Back - / Frontview^{3,4}

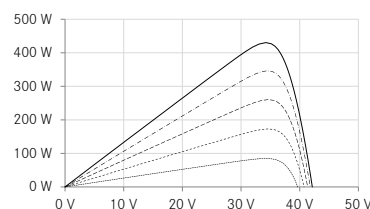


Electrical characteristics

UI - diagram e.g. 430 Wp



UP - diagram e.g. 430 Wp



----- 200 W/m²
 - - - - 400 W/m²
 - - - - 600 W/m²
 - - - - 800 W/m²
 ——— 1000 W/m²



Guidelines:
 93/68/EEC
 2014/35/EU, (LVD)
 2014/30/EU, (EMC)

The validity of the certificates/listings for a specific country has to be examined under: www.luxor.solar/downloads.html