


BISTAR

TP6L60M
TP6L60M(H) **120 half-cell**

355 - 375W

9BB half-cut mono perc



KEY FEATURES



9BB half-cut cell technology

New circuit design, lower internal current, lower Rs loss
Ga doped wafer, attenuation < 2% (1st year) / ≤ 0.55% (Linear)



Significantly lower the risk of hot spot

Special circuit design with much lower hot spot temperature



Excellent Anti-PID performance

2 times of industry standard Anti-PID test by TUV SUD



Wider application

No water-permeability and high wear-resistance,
can be widely used in high-humid, windy and dusty area



IP68 junction box

High waterproof level

SYSTEM & PRODUCT CERTIFICATES

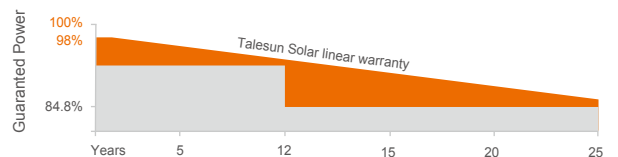
- IEC 61215 / IEC 61730 / UL 61730
- ISO 9001: 2015 Quality Management System
- ISO 14001: 2015 Environment Management System
- ISO 45001: 2018 Occupational Health and Safety Management Systems



PERFORMANCE WARRANTY



- Linear Performance Warranty
- Standard Performance Warranty



ELECTRICAL PARAMETERS

Performance at STC (Power Tolerance 0 ~ +3%)

Maximum Power (Pmax/W)	355	360	365	370	375
Operating Voltage (Vmpp/V)	34.0	34.3	34.6	34.9	35.2
Operating Current (Impp/A)	10.45	10.50	10.56	10.61	10.66
Open-Circuit Voltage (Voc/V)	40.5	40.7	40.9	41.1	41.3
Short-Circuit Current (Isc/A)	11.10	11.15	11.20	11.26	11.31
Module Efficiency η (%)	19.4	19.7	20.0	20.3	20.5

Performance at NMOT

Maximum Power (Pmax/W)	264	267	271	274	278
Operating Voltage (Vmpp/V)	31.4	31.6	31.9	32.1	32.3
Operating Current (Impp/A)	8.43	8.46	8.50	8.55	8.60
Open-Circuit Voltage (Voc/V)	37.7	37.9	38.0	38.2	38.4
Short-Circuit Current (Isc/A)	8.96	9.00	9.04	9.09	9.13

STC: Irradiance 1000W/m², Cell Temperature 25°C, Air Mass AM1.5 NMOT: Irradiance at 800W/m², Ambient Temperature 20°C, Air Mass AM1.5, Wind Speed 1m/s

MECHANICAL SPECIFICATION

Cell Type	Monocrystalline
Cell Dimensions	166*166mm
Cell Arrangement	120 (6*20)
Weight	21kg (46.3lbs)
Module Dimensions	1755*1038*35mm (69.09*40.87*1.38inches)
Cable Length	Portrait 300mm/Landscape 1200mm/Customized
Cable Cross Section Size	TUV: 4mm ² (0.006inches ²)/UL: 12AWG
Front Glass	3.2mm (0.13inches) AR Coating Tempered Glass
No. of Bypass Diodes	3/6
Packing Configuration (1)	31pcs/carton, 806pcs/40hq
Packing Configuration (for USA)	31pcs/carton, 806pcs/40hq
Frame	Anodized Aluminium Alloy
Junction Box	IP68

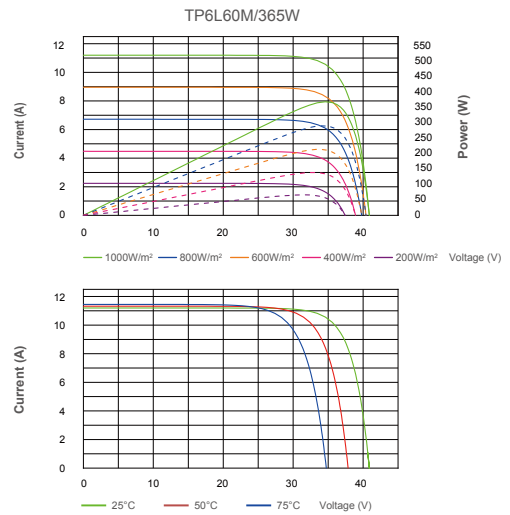
OPERATING CONDITIONS

Maximum System Voltage	1000V/1500V/DC(IEC)
Operating Temperature	-40°C ~ +85°C
Maximum Series Fuse	20A
Static Loading	Snow Loading: 5400Pa/ Wind Loading: 2400Pa
Conductivity at Ground	≤0.1Ω
Safety Class	II
Resistance	≥100MΩ
Connector	T01/LJQ-3-CSY/MC4/MC4-EVO2

TEMPERATURE COEFFICIENT

Temperature Coefficient Pmax	-0.36%/°C
Temperature Coefficient Voc	-0.26%/°C
Temperature Coefficient Isc	+0.043%/°C
NMOT	43±2°C

I-V CURVE



TECHNICAL DRAWINGS

