



High Power Output
Low LCOE 

Maximum Power
715W+ 

TWMHF

N-type Half-cell
Bifacial Module (66)


66HD695-715W

www.tw-solar.com



Learn More

DRAWINGS (Unit: mm)



MECHANICAL PARAMETERS

Cells	THC (N type Heterojunction Cell)
Cell Orientation	132[6X22]
Dimension	2384±2X1303±2X35mm
Weight	38.7kg
Front Glass	2.0mm high transmittance, AR tempered glass
Rear Glass	2.0mm semi-tempered glass
Frame	Anodized aluminum alloy frame
Junction Box	IP68, 3 diodes
Output Cable	4.0mm ²
Cable Length	+400mm, -200mm, length can be customized
Wind/Snow Load	2400Pa/5400Pa
Packaging	31pcs per pallet, 558pcs per 40'HC

ELECTRICAL CHARACTERISTICS (STC)

Module Type: TWMHF-66HDXXX

Maximum Power: Pmax [W]	695	700	705	710	715
Open Circuit Voltage: Voc [V]	49.99	50.14	50.29	50.44	50.59
Short Circuit Current: Isc [A]	17.39	17.45	17.51	17.57	17.63
Voltage at Maximum Power: Vmp [V]	42.02	42.17	42.32	42.47	42.62
Current at Maximum Power: Imp [A]	16.54	16.60	16.66	16.72	16.78
Module Efficiency: η [%]	22.4	22.5	22.7	22.9	23.0

ELECTRICAL CHARACTERISTICS (NMOT)

Maximum Power: Pmax [W]	529	532	536	540	544
Open Circuit Voltage: Voc [V]	47.70	47.85	47.99	48.13	48.28
Short Circuit Current: Isc [A]	14.02	14.07	14.11	14.16	14.21
Voltage at Maximum Power: Vmp [V]	39.74	39.88	40.01	40.14	40.28
Current at Maximum Power: Imp [A]	13.30	13.35	13.40	13.45	13.50

* STC: Irradiance 1000W/m², Cell Temperature 25°C, Air Mass 1.5, Measuring Tolerance: ±3%
 * NMOT: Irradiance 800W/m², Ambient Temperature 20°C, Air Mass 1.5, Wind Speed 1m/s

ELECTRICAL CHARACTERISTICS (Rear Power Gain)

5%	Maximum Power: Pmax[W]	730	735	740	746	751
	Module Efficiency: η [%]	23.5	23.7	23.8	24.0	24.2
15%	Maximum Power: Pmax[W]	799	805	811	817	822
	Module Efficiency: η [%]	25.7	25.9	26.1	26.3	26.5
25%	Maximum Power: Pmax[W]	869	875	881	888	894
	Module Efficiency: η [%]	28.0	28.2	28.4	28.6	28.8

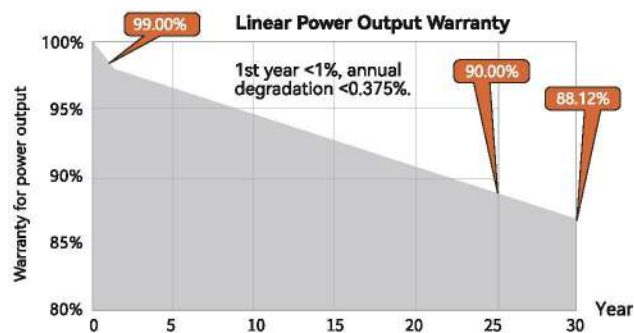
TEMPERATURE PARAMETERS

Temperature Coefficient (Pmax)	-0.26%/°C
Temperature Coefficient (Voc)	-0.24%/°C
Temperature Coefficient (Isc)	+0.04%/°C
NMOT	44±2°C

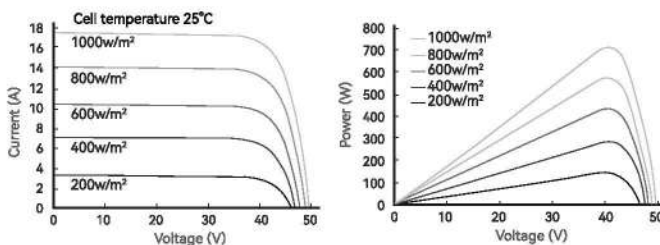
MAXIMUM RATINGS

Operational Temperature	-40°C~+85°C
Maximum System Voltage	1500V DC
Maximum Series Fuse Rating	35A
Power Output Tolerance	0~+5W
Maximum Bifaciality	85±5%

WARRANTY



I-V CURVE



CERTIFICATIONS

Quality Management System and Product Certification

- ISO 9001:2015 / quality management system
- ISO 14001:2015 / environmental management system
- ISO 45001:2018 / occupation health safety management system
- ISO 50001:2011 / energy management system
- IEC TS 62941—2016 / PV industry quality management system
- IEC 61215/61730, IEC 62804(PID), IEC 61701(Salt), IEC 62716 (Ammonia), IEC 60068-2-68(Sand)

