

# UC 65-12

12V 65AH

Deep Cycle

# Ultracell®

'Quality in Every Language'

## UC65-12



## Physical Specification

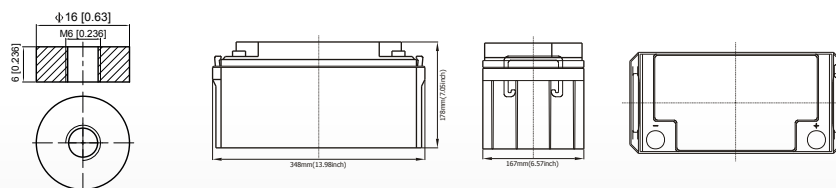
Part Number:	<b>UC65-12</b>
Length:	<b>348 ± 2 mm (13.98 inches)</b>
Width:	<b>167 ± 2 mm (6.57 inches)</b>
Container Height:	<b>178 ± 2 mm (7.05 inches)</b>
Total Height (with terminal):	<b>178 ± 2 mm (7.05 inches)</b>
Approx Weight:	<b>Approx 22.7kg (50.05lbs)</b>

## Specifications

	Normal Voltage	12V
	Normal Capacity (20HR)	65.0AH
Terminal Type	Standard Terminal	F6
	Optional Terminal	-
Container Material	Standard Option	ABS
	Flame Retardant Option (FR)	ABS(UL94:VO)
Rated Capacity	66 AH/2.25A	(20hr, 1.80V/cell, 25°C / 77°F)
	65 AH/4.15A	(10hr, 1.80V/cell, 25°C / 77°F)
	55 AH/7.27A	(5hr, 1.75V/cell, 25°C / 77°F)
	40 AH/26.7A	(1hr, 1.60V/cell, 25°C / 77°F)
Max Discharge Current		
Internal Resistance	Fully Charged at 25°C 0.006 Ohm	
Discharge Characteristics	Operating Temp. Range	Discharge: -15 ~ 50°C (5 ~ 122°F)
		Charge: 0 ~ 40°C (32 ~ 104°F)
		Storage: -15 ~ 40°C (5 ~ 104°F)
	Nominal Operating Temp. Range	25 ± 3°C (77 ± 5°F)
	Cycle Use	Initial Charging Current less than - Voltage 14.5V ~ 15.0V at 25°C (77°F) Temp. Coefficient -30mV/°C
	Standby Use	No limit on Initial Charging Current Voltage 13.5V ~ 13.8V at 25°C (77°F) Temp. Coefficient -20mV/°C
Capacity affected by Temperature	40°C (104°F) 103%	
	25°C (77°F) 100%	
	0°C (32°F) 86%	
Design Floating Life at 20°C	12 Years	
Self Discharge	Ultracell batteries may be stored for up to 6 months at 25°C(77°F) and then a refresh charge is required. For higher temperatures the time interval will be shorter.	

## Dimensions

### F6 Terminal



ALL DATA IS SUBJECT TO CHANGE WITHOUT NOTICE

1 Ultracell (UK) Ltd | Vesty Business Park | Vesty Road | Liverpool | L30 1NY | United Kingdom  
Tel: +44 (0) 151 523 2777 Fax: +44 (0) 151 523 0855 Email: info@ultracell.co.uk

www.ultracell.co.uk



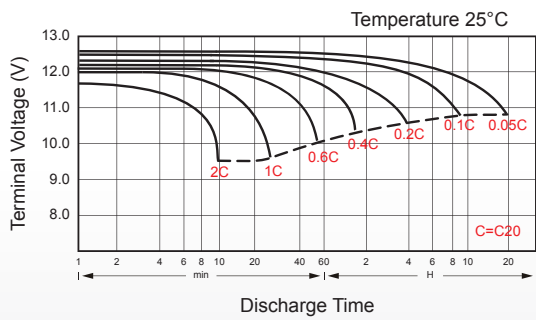
### Constant Current Discharge (Amperes) at 25°C (77°F)

F.V/Time	10 min	15 min	20 min	30 min	45 min	1h	2h	3h	4h	5h	6h	8h	10h	20h
1.85V/cell	54.8	46.5	40.6	31.4	23.9	20.0	12.5	9.46	7.74	6.63	5.76	4.65	3.94	2.19
1.80V/cell	67.4	55.2	47.5	35.8	26.9	22.2	13.6	10.2	8.30	7.05	6.11	4.90	4.15	2.25
1.75V/cell	75.7	61.5	52.0	38.7	28.7	23.5	14.3	10.7	8.63	7.27	6.30	5.02	4.21	2.28
1.70V/cell	84.5	66.9	55.5	40.7	30.0	24.6	15.0	11.0	8.88	7.48	6.47	5.13	4.28	2.32
1.65V/cell	90.5	70.5	58.3	42.6	31.1	25.4	15.4	11.4	9.08	7.66	6.60	5.21	4.35	2.34
1.60V/cell	98.7	75.6	62.4	45.1	32.9	26.7	16.0	11.7	9.36	7.87	6.75	5.28	4.41	2.37

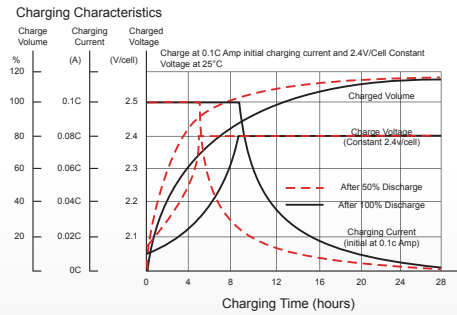
### Constant Power Discharge (Watts) at 25°C (77°F)

F.V/Time	10 min	15 min	20 min	30 min	45 min	1h	2h	3h	4h	5h	6h	8h	10h	20h
1.85V/cell	102.9	88.0	77.5	60.5	46.4	38.9	24.5	18.5	15.2	13.1	11.4	9.22	7.83	4.38
1.80V/cell	124.7	102.9	89.4	68.2	51.7	43.0	26.5	19.9	16.2	13.8	12.0	9.70	8.23	4.49
1.75V/cell	138.1	113.4	97.0	73.2	54.8	45.3	27.7	20.8	16.8	14.2	12.4	9.92	8.35	4.55
1.70V/cell	151.7	122.0	102.6	76.5	57.0	47.1	28.9	21.4	17.3	14.6	12.7	10.1	8.48	4.61
1.65V/cell	160.7	127.3	107.0	79.4	58.9	48.6	29.6	22.0	17.6	14.9	12.9	10.3	8.60	4.66
1.60V/cell	172.3	134.6	113.4	83.3	61.7	50.6	30.5	22.6	18.1	15.3	13.2	10.4	8.72	4.70

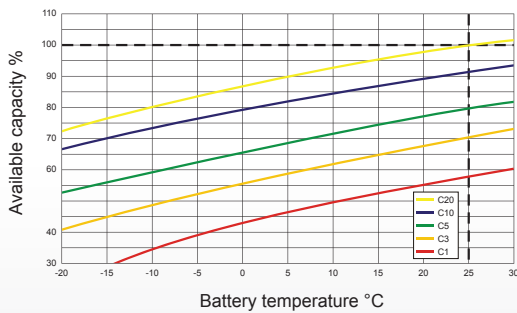
### Discharge Characteristics



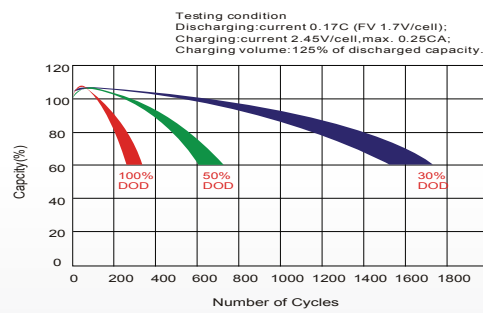
### Charging Characteristics (cycle use)



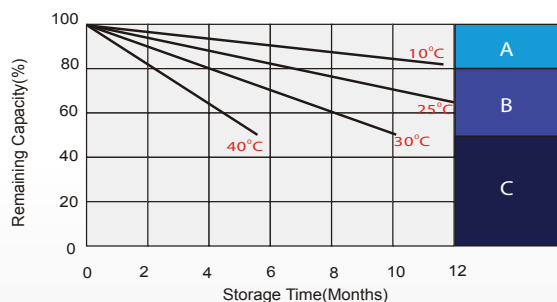
### Temperature Effects in Relation to Battery Capacity



### Cycle Life in Relation to Depth of Discharge



### Self Discharge Characteristics



- A** No supplementary charge required  
(Carry out supplementary charge before use if 100% capacity is required.)
- B** Supplementary charge required before use. Optional charging way as below:  
 1. Charged for above 3 days at limited current 0.25CA and constant voltage 2.25V/cell.  
 2. Charged for above 20hours at limited current 0.25CA and constant voltage 2.45V/cell.  
 3. Charged for 8-10hours at limited current 0.05CA.
- C** Supplementary charge may often fail to recover the capacity.  
The battery should never be left standing till this is reached.

ALL DATA IS SUBJECT TO CHANGE WITHOUT NOTICE